

Woodside C of E Primary School – Curriculum Overview: Art and Design



“Every child is an artist.” Pablo Picasso

Purpose

At Woodside C of E Primary School, we aim for all pupils to learn and achieve through our vision of ***‘Together in God’s love we inspire and grow through living life in all its fullness.’ – John 10:10.***

Our Art and Design curriculum inspires, engages and challenges our pupils to imagine and create their own works of art. Pupils develop knowledge of a diverse range of modern and traditional artists and gain a sense of each artist’s style and purpose. Pupils build knowledge of the formal elements of art, including colour, line, shape, form and space. Pupils develop their skills as artists through mastery of the key disciplines of drawing, painting and sculpture. Our Art and Design curriculum enables pupils to consider how art has an important place in our community and how art supports wellbeing and spirituality. Our pupils leave Woodside with a life-long love of art.

The aims of the Art and Design curriculum at Woodside are:

- To inspire, engage and challenge pupils in the creation of their own works of art
- To develop knowledge of a diverse range of modern and traditional artists
- To build knowledge of the formal elements of art, including colour, line, shape, form and space
- To develop skills as artists through mastery of the disciplines of drawing, painting and sculpture.

Curriculum Organisation

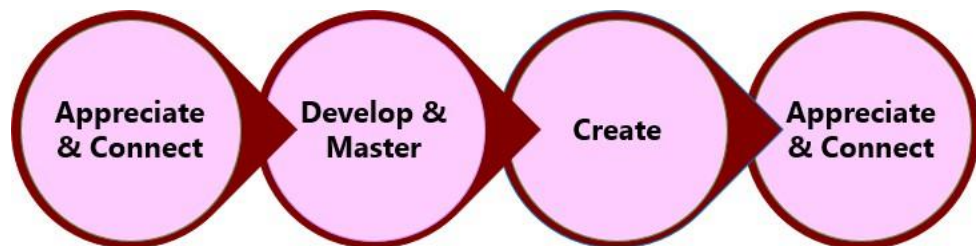
In Early Years, the foundations of Art & Design are taught holistically, with knowledge and skills woven into half-termly topics that have been developed systematically to ensure progression. Our children explore a variety of materials, tools and techniques and experiment with colour and texture through a variety of creative projects, including drawing self-portraits, sculpting vases and painting shapes and colours.

Across Key Stages 1 and 2, art is taught through a termly art study, each focused on one of the three key disciplines of drawing, painting and sculpture. Studies are varied, relevant and engaging and incorporate working solo, in groups and as a class. Studies include drawing a street scene, sculpting with natural materials and painting playground scenes in Key Stage 1 and drawing a still life, sculpting clay figures and painting street art in Key Stage 2. Knowledge and skills for each discipline are developed progressively each year.

Woodside C of E Primary School – Curriculum Overview: Art and Design



Art and Design studies follow a four-part teaching sequence:












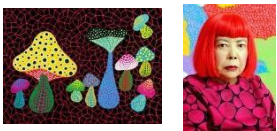


1. **Appreciate & Connect** – Explore the work of the focus artist and identify style and purpose. Connect with the artwork and express personal responses.
2. **Develop & Master** – Practise specific skills from the discipline studied.
3. **Create** – Design and create a final piece of art work.
4. **Appreciate & Connect** – Explore the final pieces created by themselves and other pupils. Connect with the artwork and express personal responses.

In addition to termly art studies, pupils take part in Messy Christmas, Messy Easter and Messy Harvest, during which they develop knowledge and skills in other aspects of art and design, including collage and printing. 'Messy' activities support spirituality and community through art, and incorporate working solo, in groups and as a class, alongside members of the local community.

Pupils draw a self-portrait half-termly in Reception and then annually, at the end of each academic year. This provides an opportunity for reflection on overall skill development and to celebrate progress over time.




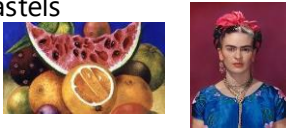





Examples of pupils' artwork are shared throughout the year, with audiences including other children, parents and members of the parish. Art is exhibited each September in the annual Art Exhibition at our local church.

Early Years, Key Stage One and Key Stage Two Long-Term Plan – Art and Design

	Autumn Term: Drawing	Spring Term: Sculpture	Summer Term: Painting
Reception	<p>Showcase: Self Portrait Artist: Van Gogh Media: Pencil</p> 	<p>Showcase: Pot / Vase Artist: Clarice Cliff Media: Clay</p> 	<p>Showcase: Colours & Shapes Artist: Wassily Kandinsky Media: Poster paint</p> 
Year 1	<p>Showcase: Shapes & Patterns Artist: Yinka Ilori Media: Wax Crayons</p> 	<p>Showcase: Familiar Objects Artist: Andy Goldsworthy Media: Natural materials</p> 	<p>Showcase: Flowers Artist: Georgia O'Keefe Media: Poster paint</p> 
Year 2	<p>Showcase: Street Scene Artist: James Rizzi Media: Wax Crayons</p> 	<p>Showcase: Lines & Shapes Artist: Cassie Stephens Media: Paper & Cardboard</p> 	<p>Showcase: School Playground Artist: LS Lowry Media: Watercolour</p> 
Year 3	<p>Showcase: In the Forest Artist: Yayoi Kusama Media: Coloured Pencils</p> 	<p>Showcase: Abstract Shape Artist: Anish Kapoor Media: Clay</p> 	<p>Showcase: River Scene Artist: Claude Monet Media: Watercolour</p> 

Woodside C of E Primary School – Curriculum Overview: Art and Design



<p>Year 4</p>	<p>Showcase: Buildings Artist: Antoni Gaudi Media: Pencil & Charcoal</p> 	<p>Showcase: Sea Creature Artist: Michelle Reader Media: Recycled materials</p> 	<p>Showcase: Pop Art Portrait Artist: Andy Warhol Media: Poster Paint</p> 
<p>Year 5</p>	<p>Showcase: Still Life Artist: Frida Kahlo Media: Pastels</p> 	<p>Showcase: Moving Figure Artist: Augusta Savage Media: Clay</p> 	<p>Showcase: Seasonal Painting Artist: David Hockney Media: Acrylics</p> 
<p>Year 6</p>	<p>Showcase: Portrait Artist: Pablo Picasso Media: Choice of media</p> 	<p>Showcase: Abstract Shape Artist: Barbara Hepworth Media: Choice of media</p> 	<p>Showcase: Street Art Artist: Jean Michel Basquiat / Banksy Media: Acrylics / Spray Paint</p> 

Specialist Resource Provision Long-Term Plan - Art and Design

Curriculum Organisation

In our Specialist Resource Provision, Art and Design is planned and updated as a working document by the class teacher and team based on the individual needs of the children. A range of knowledge and skills are woven into each topic with a clear focus on a discipline within art. The children are exposed to a range of

Woodside C of E Primary School – Curriculum Overview: Art and Design



materials, tools, techniques and media throughout their Art and Design journey as well as opportunities to experiment with colour and texture.

Autumn 1: Colours and Light	Autumn 2: Pop Art	Spring 1: Mixed Media	Spring 2: Paper & Cardboard	Summer 1: Paint	Summer 2: Printing
<p>Key Question: What are the colours?</p> <p>Activities: Colour Mixing, Handprint Mixing and Marble Run Colors</p>  	<p>Focus Artists: Andy Warhol, Peter Blake , Yayoi Kusama , Roy Lichenstein and Kieth Haring</p>  	<p>Media: Chalk, collage, oil pastels, print and paint</p>  	<p>Focus skills: Quilling and paper layering</p> <p>Focus Artists: Tim Dunn, Yulia Brodskaya and Rob Ryan</p>  	<p>Focus: School logo</p> <p>Focus Skills: Painting and batik art</p> <p>Media: Paint pens, watercolours, acrylic, oil and dye</p>  	<p>Focus Artists: Henri Matisse and Pablo Picasso</p> <p>Focus Skills: Lino printing and stamping</p>  